



ANNUAL INFORMATION

on the Commitments of Member States
to the European Border Guard Teams
and the Technical Equipment Pool

REPORT 2015





ANNUAL INFORMATION

on the Commitments of Member States
to the European Border Guard Teams
and the Technical Equipment Pool

REPORT 2015





European Agency for the Management
of Operational Cooperation at the External Borders
of the Member States of the European Union

Plac Europejski 6
00-844 Warsaw, Poland

T +48 22 205 95 00
F +48 22 205 95 01

frontex@frontex.europa.eu
www.frontex.europa.eu

Table of contents

Introduction #4

1. Executive summary #5

2. European Border Guard Teams #6

- 2.1. European Border Guard Teams #6
- 2.2. Contributions of Member States to the EBGT pool #6
- 2.3. Frontex contribution to the EBGT pool #7

3. Technical Equipment Pool #9

- 3.1. Technical Equipment Pool #9
- 3.2. Overall Minimum Number of Technical Equipment #10
- 3.3. Selection of technical assets for OMNTE 2015 #10

4. Annual Bilateral Talks 2014 #12

- 4.1. Annual Bilateral Talks 2014 – Human resources, results #12
- 4.2. Annual Bilateral Talks 2014 – Technical equipment, results #13

5. Development of Frontex' own operational capacity for technical equipment #14

6. Way forward #15

- 6.1. EBGT pool #15
- 6.2. TEP #15

Annexes #17



Introduction

This report provides information on the commitments of the Member States to the European Border Guard Teams (EBGT) and the Technical Equipment Pool (TEP) in accordance with the Frontex Regulation*, i.e.

- Article 3b(7) *"The Agency shall inform the European Parliament on an annual basis of the number of border guards that each MS has committed to the EBGT"*;
- Article 7(7) *"The Agency shall inform the European Parliament on an annual basis on the technical equipment that each Member State has committed to the technical equipment pool"*.

The report presents the following aspects:

- **The state of play of the EBGT**, established by Decision of Frontex Management Board No 11/2012 of 23 May 2012;
- **The state of play of the TEP**, including the Overall Minimum Numbers of Technical Equipment (OMNTE) 2015 – established by Decision of Frontex Management Board No 6/2014 of 26 March 2014;
- **Deployment of resources**. The exact deployment of the resources from the EBGT and the TEP committed for Frontex Joint Operations 2014 are presented in Annexes;
- **Annual Bilateral Talks 2014** – commitments of the Member States to the EBGT and the TEP agreed within the ABT 2014;
- **Development of Frontex' own operational capacity** – state of play of the development of new categories of technical equipment, leasing of technical equipment and surveillance services.

* Regulation (EU) No 1168/2011 of 25 October 2011, amending the Council Regulation (EC) No 2007/2004 establishing a European Agency for the Management of Operational Cooperation at the External Borders of the Member States of the European Union, as last amended.

1. Executive summary

Pursuant to the provisions of the Frontex Regulation, in particular Articles 2, 3 and 7 thereof, Frontex established the EBGT and the TEP as sources of operational resources for Frontex Coordinated Joint Operations. Both pools are meant to increase Frontex response capacity as identified in Frontex strategy and Multi-Annual Plan 2014–2017.

About 2 900 border guards* are registered as EBGT members. These border guards are selected by Member States (MSs) based on their expertise related to the 13 different profiles developed by Frontex and reflecting different areas of border management. MSs contribute to the pool according to the specialisation of the respective country, the size and the availability of their national border guard pool.

In addition, Frontex contributes to the EBGT by selecting Seconded Guest Officers (SGOs), who are border guards originating from Member States and seconded to Frontex and subsequently deployed by Frontex to different Joint Operations as members of the European Border Guard Teams.

By the end of 2014 the TEP was composed of nearly 960* pieces of equipment owned by the MSs. The TEP consists of about 330 maritime assets, 100 aerial means, 140 border surveillance vehicles and patrol cars, 30 dog teams and 360 pieces of equipment for border control.

The Overall Minimum Number of Technical Equipment (OMNTE) is decided by the Frontex Management Board in February (year n-1)

and serves as a reference for launching a Call for contributions to the Member States inviting them to propose technical assets to be deployed on Joint Operations 2015. In July 2014 Frontex launched the OMNTE Call for contributions inviting MSs to offer different types of assets during specific periods, and specifying operational needs in terms of technical specifications, operational capabilities and deployability.

Annual Bilateral Talks (ABT) play a major role to ensure that Frontex Joint Operations are provided with adequate resources (human and equipment). The ABT take place in the last quarter of the preceding year of operations. The aim is to agree between Frontex and MSs on the overall amount of human and technical resources that will be deployed on Joint Operations during the following year. At the end of 2014, ABT negotiations were successfully concluded in the form of the exchange of Letters of Agreement between Frontex and each MS/SAC. Concluded Agreements are also considered as Member States' commitments to the pools.

In addition to the equipment provided by MSs, Frontex may acquire, itself or in co-ownership with a MS, or lease technical equipment to be deployed during joint operations, pilot projects, rapid interventions, joint return operations or technical assistance projects. For the first year Frontex successfully conducted a pilot project to contract services for aerial border surveillance at the South-Eastern external EU land borders to serve as a basis for launching procurement procedures in 2015.

* Source: OPERA




2. European Border Guard Teams

2.1. European Border Guard Teams

The EBGT is composed of border guards originating from national border authorities. Team members are deployed in joint operations, pilot projects (Article 3(1b) of the Frontex Regulation) and rapid interventions (Article 8a of the Frontex Regulation). The EBGT is made of 13 different border guard profiles covering specific areas of border control as represented in Figure 1.

Figure 1. European Border Guards Team (EBGT) composition, by profile – 2014



Following a proposal by the Executive Director, the Management Board (MB) decides on the profiles and the overall number of border guards to be made available for the European Border Guard Teams. The overall number of EBGT pool members was stipulated in the MB Decision No 11/2012 of 23 May 2012 amounting to 1 850 border guards. However, since this number refers to the annual average number of border guards being deployed in operational activities coordinated by Frontex, it is considered to be the minimum number of the members of the Pool.

At the end of 2014, about 2 900 border guards were registered in the EBGT indicating a positive trend and providing sufficient insurance that an adequate number of officers are identified for potential deployment during the operational activities. It should be mentioned that officers are sometimes enlisted by MSs under two or more different profiles.

All Guest Officers (GOs) deployed in joint operations, pilot projects and rapid interventions must belong to the pool and no exceptions have been made to this obligation. GOs have to be properly trained prior to their deployment to joint operations and pilot projects. To this end Frontex has developed specific training for EBGT members providing them with the necessary knowledge to perform their duties in joint operational activities.

2.2. Contributions of Member States to the EBGT pool

All countries applying the Schengen *acquis* are represented in the pool. In addition, two Schengen Associated Countries (i.e. Norway and Switzerland) contribute to the pool. As Ireland and the United Kingdom do not ap-

ply the Schengen *acquis*, their participation in joint operations, pilot projects and rapid interventions is based on a case by case decision by the Frontex Management Board. However, the United Kingdom has indicated its willingness to contribute to the pool in the context of Article 12 of the Frontex Regulation. For the time being, officers from the UK who are deployed in operational activities have the status of special advisors.

Member States take part in the pool based on voluntary contributions, which results in large variations in the numbers between the Member States, as presented in Annex 1.

A detailed composition of the EBGT is presented in Table 1 and Figure 2.

More detailed information on the composition of the EBGT, by profile, number and contributing Member State is provided in Annex 1.

Table 1. EBGT composition by profile – 2014

Profile	No of EBGT members	Share to Total in %
Advanced-Level Document Officer	254	8.8%
Border Surveillance Officer	897	31.0%
Debriefing Expert	273	9.4%
Field Press Coordinator	7	0.2%
First-Line Officer	506	17.5%
FSO*	220	7.6%
FSO* for Deployment and Logistics	19	0.7%
FSO* for Frontex Situation Centre	68	2.3%
Mobile Operational Unit Officer	31	1.1%
Screening Expert	157	5.4%
Second-Line Airport Officer	266	9.2%
Second-Line Interview Expert	142	4.9%
Stolen-Vehicle Detection Officer	58	2.0%
Total	2 898	

* Frontex Support Officer

Figure 2. EBGT composition, by main profile – 2014

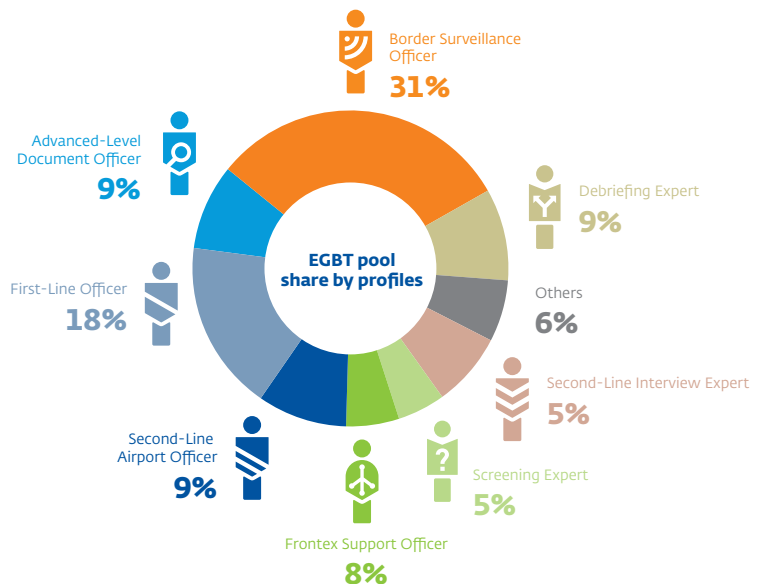




Table 2. Total number of Seconded Guest Officers (SGOs) selections in 2014 by Member State and by profile

Profiles	Member States :	AT	BG	CZ	DE	DK	EE	ES	FI	FR	GR	HU	IT	LV	NL	PL	PT	RO	SI	SK	Total
Advanced-Level Document Officer				1				1					2				3	1			8
Debriefing Expert			1		1	1		4		1	3	1	1				3	3	1		20
FSO*								1	1	1	2		1	1		1	2	2	1		13
FSO* for Frontex Situation Centre																1					1
Screening Expert			2			1	1	1							2		2	2	1	1	13
Second-Line Airport Officer		1						1				1	2				3	1			9
Second-Line Interview Expert		1						1					1	1				1			5
Stolen-Vehicle Detection Officer																		2	1		3
Total		2	3	1	1	2	1	9	1	2	5	2	7	2	2	2	13	12	4	1	72

* Frontex Support Officer

2.3. Frontex contribution to the EBGT pool

In accordance with Article 3(b)3 of the Frontex Regulation, Frontex contributes to the EBGT pool with Seconded Guest Officers (SGOs). These are Guest Officers seconded to Frontex by the MSs on a temporary basis, i.e. for six months. Subsequently, Frontex deploys the SGOs to different Joint Operations based on operational needs and risk analyses' recommendations, thus filling the operational gaps, taking advantage of the higher availability of experts (during the six-month secondment it is up to Frontex to decide where and for how

long the experts should be deployed), as well as diminishing the administrative burden related to the deployment.

In December 2013, Frontex launched a "Call for secondment" for SGOs. Nearly 260 applications were received from 19 different Member States. Following an evaluation procedure Frontex selected 66 candidates representing 72 profiles as 6 SGOs were registered under two different profiles, as shown in details in Table 2.

3. Technical Equipment Pool

3.1. Technical Equipment Pool

The Technical Equipment Pool (TEP) was established on the basis of the provisions of Article 7(2) of the Frontex Regulation, i.e. "The Agency shall set up and keep centralised records of equipment in a technical equipment pool composed of equipment owned either by the Member States or by the Agency and equipment co-owned by the Member States and the Agency for external border control purposes".

At present the Technical Equipment Pool consists only of equipment owned by Member States. The pool includes the following types of assets (see Table 3 and Figure 3).

- **Maritime equipment;**
 - Offshore Patrol Vessels (OPV) – vessels with more than 1 500 nm autonomy;
 - Coastal Patrol Vessels (CPV) – vessels with autonomy between 600 and 1 500 nm autonomy;
 - Coastal Patrol Boats (CPB) – vessels with autonomy less than 600 nm;
 - Fast Interception Boats;
- **Equipment for aerial surveillance and patrolling;**
 - Fixed Wing Aircraft (FWA);
 - Helicopters;
- **Mobile equipment for land border surveillance;**

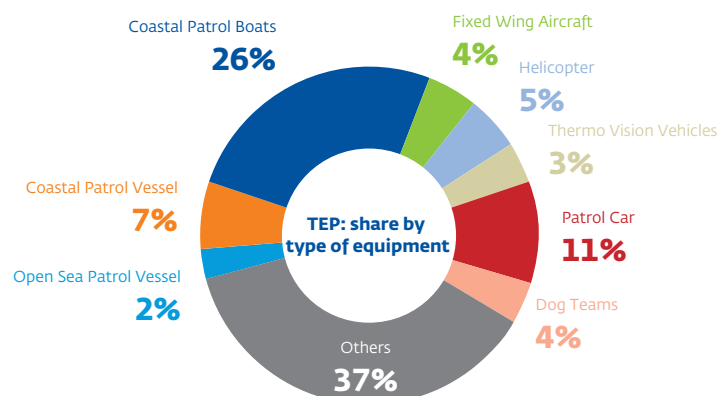
- Thermo Vision Vehicles (TVV) – vehicle equipped with thermo vision camera for land border surveillance;
- Border Surveillance Vehicle – vehicle equipped with a radar or any other sensors for border and coastal surveillance ;
- **Equipment for border control;**
 - Mobile Laboratories – vehicle equipped with communication system, computers, printers and other equipment for document checks;
 - Heart-Beat detectors;
 - Carbon Dioxide (CO₂) detectors;
- **Handheld surveillance equipment;**
 - Night Vision Goggles (NVG);
 - Handheld thermal cameras;
- **Dogs teams.***

* Dog teams are considered to be assets from the Technical Equipment Pool.

Table 3. Total number of Technical Equipment (TE), by category – 2014

Type of equipment	Number	Percent of the total
Maritime means	333	35%
Aerial means	89	10%
Terrestrial means	137	14%
Dog teams	41	4%
Others	358	37%
Total	958	100%

Figure 3. Total number of Technical Equipment (TE), by type – 2014



Others	Number	Percent of the total
Equipment for Border Checks	224	62.9%
Night Vision Goggles	49	13.8%
Handheld Thermal Cameras	56	15.7%
Equipment for Document Checking	18	5.1%
Mobile Radar Unit	1	0.3%
Mobile Laboratory	1	0.3%
Office Containers	7	2%
Total	356	



Detailed information about the composition of the TEP by type of equipment, number and contributing Member State is provided in Annex 2.

3.2. Overall Minimum Number of Technical Equipment

The Frontex Regulation stipulates that the TEP shall contain the Overall Minimum Number of Technical Equipment (OMNTE). The OMNTE is the amount of equipment, which enables Frontex to carry out joint operations, pilot projects, rapid interventions and joint return operations in accordance with operational needs identified. The OMNTE is established on annual basis and is defined as "the minimum number of required technical equipment per type and per month". This category of equipment has a specific status, obliging both parties: the Member States – to make available, and Frontex – to deploy the equipment agreed to be part of the OMNTE. Thus, the establishment of the OMNTE requires a decision of the Frontex Management Board.

The latter has the mandate to decide on an annual basis "on the rules relating to the technical equipment, including the overall minimum numbers per type of technical equipment, the conditions for deployment and reimbursement of costs". For budgetary purposes the Management Board should take such a decision by 31 March each year (Article 7(5) of Frontex Regulation).

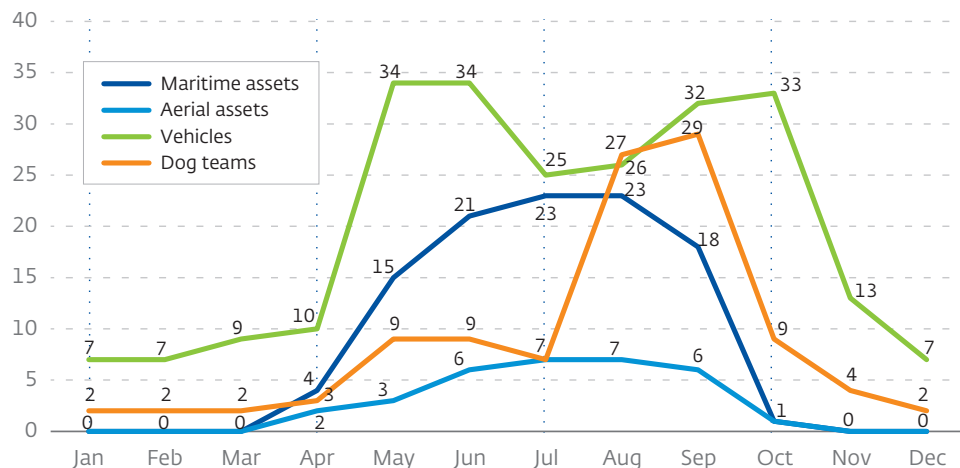
In March 2014, the Frontex Management Board adopted a decision* specifying the number and types of assets for OMNTE 2015, laying down the rules for deployment, and setting the requirements for the technical equipment to be deployed in Frontex coordinated operational activities as illustrated in Figure 4 (see detailed breakdown in Annex 7).

3.3. Selection of technical assets for OMNTE 2015

In July 2014, Frontex launched a "Call for contributions" inviting the Member States to propose technical assets to fulfil the needs for OMNTE 2014, as specified by Management Board Decision No 6/2014. Along with the "Call for contributions" Frontex provided the Member States with

* Management Board Decision No 6/2014 of 26 March 2014 adopting the rules related to the technical equipment to be deployed for Frontex operational activities 2015

Figure 4. Monthly number of the OMNTE, by type – 2015



a set of technical and operational requirements for each type of equipment. The requirements were established on the basis of a compiled assessment of the operational needs for each specific operational area. During the selection procedure along with the technical parameters of the equipment Frontex took into account the operational efficiency of the proposed assets, i.e. duration of deployment and budget estimations, as well as the principle of European solidarity.

As a result of the selection Frontex managed to cover almost 100% of the needs for OMNTE 2015. The coverage improved in comparison to the previous year, however on specific occasions gaps were identified with regard to the availability of specific assets for particular periods in the year especially during the peak season.



4. Annual Bilateral Talks 2014

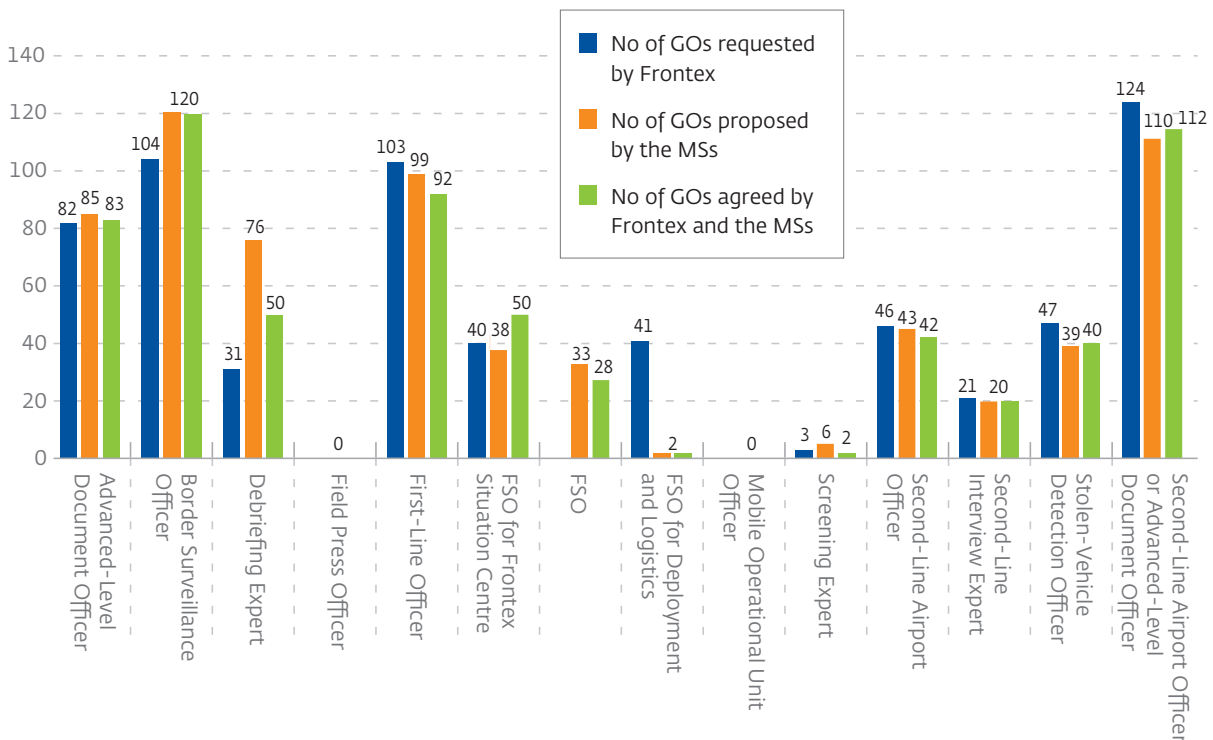
The purpose of Annual Bilateral Talks (ABT) is to agree upon the availability of both human and technical resources from the Member States to be deployed in operational activities coordinated by Frontex.

In 2014, the annual bilateral negotiations ultimately led to bilateral agreements that were concluded by a Frontex Letter of Agreement to MSS/SACs and the submission by each MS of a Commitment Confirmation to Frontex. Such agreements are considered as Member States' commitments to the pools.

4.1. Annual Bilateral Talks 2014 – Human resources, results

An overview of the ABT 2014 results regarding the Human Resources to be deployed in Frontex Joint Operations in 2015 is presented in Figure 5. Small gaps were identified for the following profiles: Second-Line Interview Expert, Second-Line Airport Officer, First-Line Officer, Frontex Support Officer and Stolen-Vehicle Detection Officer ranging from 4% up to 20% shortage.

Figure 5. ABT 2014 coverage of HR needs, by profile



Detailed results from ABT 2014 regarding the Human Resources to be deployed in Joint Operations 2015 by profile, number, duration of deployment and Member State is presented in Annex 5.

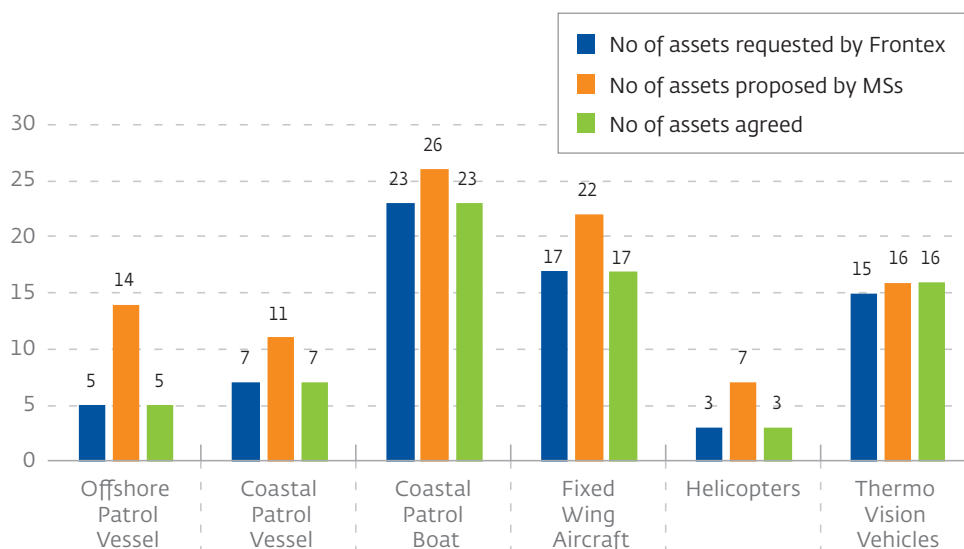
4.2. Annual Bilateral Talks 2014 – Technical equipment, results

Most of Frontex needs of heavy assets for Joint Operations 2015 were covered by ABT 2014. Currently, the identified gaps refer to one Fixed Wing Aircraft, as illustrated by Figure 6.

Certain gaps of light equipment, such as Dogs, Patrol Cars and Heart-Beat Detectors were identified for the second half of 2015, ranging from 10% to 50%, respectively. This is considered as having a non-significant impact on the implementation of the operational activities.

Detailed results from ABT 2014 related to the Technical Equipment to be deployed in Joint Operations 2015 by type of assets, number, duration of deployment and Member State are presented in Annex 6.

Figure 6. ABT 2014 coverage of Frontex TE needs, by type





5. Development of Frontex' own operational capacity for technical equipment

The amended Frontex Regulation (EU) No 1168/2011 of the European Parliament and the Council in its Article 7 (1) extends Frontex' mandate not only to deploy equipment from MSs, but also to acquire by itself or in co-ownership with the MSs, or to lease technical equipment for border control.

In 2013, Frontex initiated a Pilot Project on the acquisition of Aerial Surveillance Services for Joint Operations. At the beginning of 2014 Frontex successfully concluded a contract to provide a comprehensive package of aerial border surveillance services. These services encompassed the provision of 120 flying hours and a mobile ground station over 40 days, and also the deployment of equipment and personnel, as well as the necessary

logistical and administrative arrangements to carry out the activity. The Aerial Surveillance System was deployed in Bulgaria and activities were successfully conducted between 26 May and 4 July 2014 at the border between Bulgaria and Turkey within the Joint Operation Poseidon Land 2014.

The general conclusion from the implementation of the Pilot Project is that commercial operators have enough capacity to provide aerial surveillance services for Frontex Joint Operations. The services are affordable, qualitative and cost efficient. In this regard, Frontex should develop a more rational and effective approach in its policy for the future acquisition of operational assets and services.

6. Way forward

Almost 100% of operational needs in terms of border guards and technical assets provided by the MSs for Frontex Joint Operations 2015 have been fulfilled. This can be considered as a positive trend with an increased match between Frontex demand and MS offers. It should be borne in mind however, that needs expressed a year before operations take place may be subject to rapid changes in the course of 2015 due to emerging migratory flows. In October 2014, Frontex launched an additional call for contributions to the MSs for EPN JO Triton and successfully covered additional needs. In the area of technical equipment Frontex is looking for alternative approaches for acquisition of technical equipment, such as leasing of technical equipment or concluding of Framework Contracts with several providers of border surveillance services.

6.1. EBGT pool

Frontex will continue to carry out an assessment of the adopted overall number of officers in the EBGT pool and to revise border guard profiles amending Frontex Management Board Decision No 11/2012 of 23 May 2012.

Additionally, Frontex will focus on increasing relevance of "Profile trainings for EBGT members" adopting an input/output approach targeting as a priority EBGT members who will be effectively deployed in Frontex op-

erations. Based on risk analysis, the training will be targeting identified needs for improving capability, capacity and performance of specific groups of EBGT members deployed in Joint Operation.

6.2. TEP

Taking into consideration the operational experience and the challenges encountered during the planning of the deployment of equipment provided by MSs, the most critical issue is its availability. The difference between the number of the available assets and those registered in the pool by the MSs indicates clearly that the TEP needs to be further extended. Frontex will gradually develop the pool by establishing new categories of equipment and enhancing its asset management capacity.

The first step in this regard was made in 2014 with the deployment of an aerial surveillance system for border surveillance. In 2015, Frontex will continue with the implementation of similar pilot projects in the maritime domain.

In addition, Frontex will initiate a procurement procedure to establish a Framework Contract for aerial surveillance services in order to enhance the capability of meeting the demand for operational resources in a more flexible manner, especially to respond to newly emerging needs and emergencies.



List of Annexes:

- ANNEX 1** European Border Guard Teams 2014 – composition
- ANNEX 2** Technical Equipment Pool 2014 – composition
- ANNEX 3** European Border Guard Teams – deployment 2014
- ANNEX 4** Technical Equipment Pool – deployment 2014
- ANNEX 5** Annual Bilateral Talks 2014 – coverage of Human Resources needs
- ANNEX 6** Annual Bilateral Talks 2014 – coverage of Technical Equipment needs
- ANNEX 7** Overall Minimum Number of Technical Equipment 2015



Annex 1.

Total number of European Border Guard Team members by profile and by Member State – 2014

Member State	Total	PROFILES												
		Advanced-Level Document Officer	Border Surveillance Officer	Debriefing Expert	Field Press Coordinator	First-Line Officer	Frontex Support Officer	Frontex Support Officer for Deployment and Logistics	Frontex Support Officer for FSC	Mobile Operational Unit Officer	Screening Expert	Second-Line Airport Officer	Second-Line Interview Expert	Stolen-Vehicle Detection Officer
AT	139	29	20	3	1	47	16		2		5	11	2	3
BE	33	7	1	3		6						10	6	
BG	98		25			52	14		3			1	3	
CH	84	28	16	1		13	4					18	1	3
CY	9		3	3							1	2		
CZ	24	9	4	1		1			1			7		1
DE	194	28	49	5		34	20		7			43	1	7
DK	39	5	2	7		4	5		1		6	7	2	
EE	80	8	39			11	5		2		6	5	1	3
EL	74	2	43	11	1		3	1	4		7			2
ES	286	5	94	47		57	38	7	6		12	11	6	3
FI	95	8	55	5		6	14		3		1	1	1	1
FR	99	20		37			4	2			3	21	12	
HR	36	3	17	4		3	1				1	3	2	2
HU	35	1	23	2		5					1	2	1	
IS	0													
IT	97	15		7		7	28	2	6		10	14	7	1
LT	119	13	62	3		22	1		4	2	5	2	2	3
LV	173	2	92	6		7	10		1	4	28	14	9	
LU	16	2	10	1							1	1	1	
MT	74		57	4							3		10	
NL	200	19	17	20		46	16	2	10		20	22	18	10
NO	47	2	3	25		4					5	2	6	
PL	186	1	73	13	2	43	11		8	4	7	17	4	3
PT	243	13	70	37		44	12	3	1	17	14	21	11	
RO	254	21	82	19	1	63	10	1	5	1	9	20	15	7
SI	67	8	19	5		10	2				6	6	2	9
SE	63	5	6	4	2	11	3		1	3	5	4	19	
SK	34		15			10	3	1	3		1	1		
Total	2 898	254	897	273	7	506	220	19	68	31	157	266	142	58

Annex 2.

Total number of assets registered in the Technical Equipment Pool by Member State and type of equipment – 2014

Member State	Total	TYPE OF EQUIPMENT										
		Open Sea Patrol Vessels	Coastal Patrol Vessels	Coastal Patrol Boats	Fixed Wing Aircraft	Helicopters	Thermo Vision Vehicles	Mobile Radar Units	Patrol cars	Mobile Laboratories	Dog Teams	Others
AT	9					1	6				2	
BE	3			1		1					1	
BG	8						8					
CH	7								1			6
CY	1		1									
CZ	4						1		2		1	
DE	18	1				4			2			11
DK	24								10			14
EE	1				1							
EL	65	3	3	55	3	1						
ES	44	1	5	1	2	2			5		12	16
FI	18	1		2	1	1					8	5
FR	24	3	3	10	4	4						
HR	5								5			
HU	68						5		1			62
IS	3	1			2							
IT	172	6	33	95	11	26		1				
LT	16			1		3	1		2	1		8
LU	12						1					11
LV	45		1	2		1	2					39
MT	6			3	3							
NL	134				2				2		1	129
NO	6										6	
PL	47	1			2	2	2					40
PT	152	3	11	80	3	1	1		50			3
RO	42	1	5			1	2		15		8	10
SE	2				2							
SI	19					4	3		6		2	4
SK	3				1				2			
Total	958	21	62	250	37	52	32	1	103	1	41	358



Annex 3.

Total number of European Border Guard Team members deployed in 2014 by profile, Member State and duration

N – Number of EBGT members

D – Duration of deployment (in days)

PROFILES

Member State		Advanced-Level Document Officer	Border Surveillance Officer	Debriefing Expert	Field Press Coordinator	First-Line Officer	Frontex Support Officer	Frontex Support Officer for Deployment and Logistics	Frontex Support Officer for FSC	Mobile Operational Unit Officer	Screening Expert	Second-Line Airport Officer	Second-Line Interview Expert	Stolen-Vehicle Detection Officer	Second-Line Airport Officer / Advanced-Level Document Officer	Total
AT	N	23	59	5		2	11				1	4	9	25	6	145
	D	1 765	2 091	171		67	520				57	95	544	1 560	182	7 052
BE	N	7	1	8		1						4	4		2	27
	D	360	24	294		33						69	133		62	975
BG	N	5	22			2	4				2	1	1		1	38
	D	138	668			73	128				142	33	22		64	1 267
CH	N	10	21	4								2		3	3	43
	D	355	634	130								60		96	92	1 366
CY	N															
	D															
CZ	N	2	9	1		1	1		1			4	1		2	22
	D	74	415	31		33	14		60			433	31		62	1 153
DE	N	20	41	4		5	1					6	1	8		86
	D	1 425	1 414	124		195	33					155	59	499		3 905
DK	N	3		7		2	1		1		1	2	5			22
	D	114		254		70	7		35		13	29	143			665
EE	N	11	38	1		3	2				2	3		7	2	69
	D	410	1 230	33		106	123				169	128		275	92	2 565
EL	N			3			1				1					5
	D			278			365				31					674
ES	N	10	55	35		4	6				3	7	2	6	6	134
	D	400	1 940	1 877		138	304				134	246	85	231	176	5 532
FI	N	9	30	3		3	2				1			1	3	52
	D	224	911	96		106	212				34			29	86	1 698
FR	N	30	2	17		4	2				2				6	63
	D	752	56	666		126	11				102				63	1 776
HR	N	4	6			1								1		12
	D	120	176			34								30		360
HU	N	2	6									1			2	11
	D	60	178									31			56	325

PROFILES

Member State		Advanced-Level Document Officer	Border Surveillance Officer	Debriefing Expert	Field Press Coordinator	First-Line Officer	Frontex Support Officer	Frontex Support Officer for Deployment and Logistics	Frontex Support Officer for FSC	Mobile Operational Unit Officer	Screening Expert	Second-Line Airport Officer	Second-Line Interview Expert	Stolen-Vehicle Detection Officer	Second-Line Airport Officer / Advanced-Level Document Officer	Total
IS	N					1										1
	D					10										10
IT	N	9		3								7	1		7	27
	D	243		138								284	30		213	907
LT	N	8	6	2		2	3					1	5		2	29
	D	275	179	73		57	95					30	155		64	928
LV	N	8	62			1	4				1	2		1	1	80
	D	271	1 948			31	176				48	91		22	28	2 614
LU	N			1							1				1	3
	D			30							46				37	114
MT	N		33	1								1				35
	D		1 024	30								30				1 084
NL	N	4	50	4		5	9		3		4	7	1	4	4	95
	D	195	1 448	128		127	530		270		319	288	23	157	120	3 605
NO	N	9	2	4		2						1				18
	D	229	34	137		66						31				497
PL	N	7	36	2			2				1	3		1		52
	D	252	1 076	98			111				308	90		31		1 966
PT	N	4	17	10		4	1				2	5	1		7	51
	D	135	479	407		123	47				178	179	21		203	1 772
RO	N	16	57	10		2	1		3		7	5	3	7	7	118
	D	922	3 877	508		79	46		154		400	193	274	473	271	7 197
SE	N	4	6	3		3	1					3	3			23
	D	226	176	110		101	59					76	146			893
SI	N	3	11	3		1	1				2	1	4	11	1	38
	D	114	394	94		33	32				86	30	124	354	30	1 291
SK	N		11			5	1				1	2			1	21
	D		480			161	69				52	45			35	842
All MS Total	N	208	581	131		54	54		8		32	72	41	75	64	1 315
	D	9 059	20 853	5 706		1 770	2 881		519		2 119	2 645	1 789	3 757	1 936	52 359



Annex 4.

Total number of assets deployed in 2014 from the Technical Equipment Pool by type of equipment, Member State and duration

Member State		Type of Asset						Total	
		Offshore Patrol Vessels	Coastal Patrol Vessels	Coastal Patrol Boats	Fixed Wing Aircraft	Helicopters	Thermo Vision Vehicles		Dog Teams
AT	N						15	4	19
	D						752	230	982
BE	N								
	D								
BG	N					2		2	4
	D					48		60	108
CH	N								
	D								
CY	N								
	D								
CZ	N						2		2
	D						119		119
DE	N								
	D								
DK	N								
	D								
EE	N			1	1			1	3
	D			96	13			119	245
EL	N	2	2	29	2				35
	D	12	12	770	60				854
ES	N	5	3		4			11	23
	D	201	91		102			330	724
FI	N			2	3			7	12
	D			120	93			225	438
FR	N	1			3				4
	D	38			42				80
HR	N								
	D								
HU	N						1		1
	D						31		31

Member State		Type of Asset						Total	
		Offshore Patrol Vessels	Coastal Patrol Vessels	Coastal Patrol Boats	Fixed Wing Aircraft	Helicopters	Thermo Vision Vehicles		Dog Teams
IS	N	1			4			5	
	D	80			166			246	
IT	N	1	19	10	3	6		39	
	D	92	268	382	71	43		856	
LT	N								
	D								
LV	N			1		1	13	22	
	D			115		36	503	862	
LU	N								
	D								
MT	N			5	2			7	
	D			261	60			321	
NL	N			1	1		1	3	
	D			66	32		14	112	
NO	N						2	2	
	D						42	42	
PL	N				1		4	5	
	D				35		263	298	
PT	N	3		2	2		1	6	
	D	111		126	44		94	185	
RO	N			1		1	7	4	
	D			129		62	504	339	
SE	N							4	
	D							136	
SI	N						1	1	
	D						63	32	
SK	N				1			1	
	D				34			34	
All MS Total	N	13	24	52	27	10	44	50	220
	D	534	371	2 065	769	189	2 329	1 920	8 177

N – Number of assets

D – Duration of deployment (in days)



Annex 5.

Annual Bilateral Talks 2014 – coverage of HR needs (breakdown)

		PROFILES														
Member State		Advanced-Level Document Officer	Border Surveillance Officer	Debriefing Expert	Field Press Coordinator	First-Line Officer	Frontex Support Officer	Frontex Support Officer for Deployment and Logistics	Frontex Support Officer for FSC	Mobile Operational Unit Officer	Screening Expert	Second-Line Airport Officer	Second-Line Interview Expert	Stolen-Vehicle Detection Officer	Second-Line Airport Officer / Advanced-Level Document Officer	Total
AT	Prop.	4	8	1			1	2				2		5	6	29
	Accep.	4	8	1			1	2				2		5	6	29
	Days	1 243	969	61			155					55		1 573	180	4 236
BE	Prop.	2		7		1	1					4		2	4	21
	Accep.	1		4		3	1					2	1	2	4	18
	Days	57		123		75	10					55	29	114	120	583
BG	Prop.	2	4			2	1		1			1			2	13
	Accep.	2	4			2	1		1			1			2	13
	Days	86	338			75	10		30			25			60	624
CH	Prop.	1	4	4		2	1					2	1	1	4	20
	Accep.	1	4	3		2	1					2	1	1	4	19
	Days	29	282	94		44	10					55	57	85	120	776
CY	Prop.															
	Accep.															
	Days															
CZ	Prop.		6			3	1		1			2			4	17
	Accep.		6			3	1		1			2			4	17
	Days		171			171	10		60			55			120	587
DE	Prop.	6	4	3			1		2			2	1	4	6	29
	Accep.	6	4	2			1		2			2	1	4	6	28
	Days	1 104	114	61			10		92			55	29	528	180	2 173
DK	Prop.			3		4	1				2	1	4		2	17
	Accep.			1		3	1					1	4		2	12
	Days			31		95	10					25	114		60	335
EE	Prop.	4		1		4	3		2			1	1	4	4	24
	Accep.	4		1		4	2		2			1	1	4	4	23
	Days	417		31		143	123		61			25	29	144	120	1 093
EL	Prop.	1		8			1					1			2	13
	Accep.	1		5			1		10			1			2	20
	Days	29		576			10		306			25			60	1 006
ES	Prop.	8		5		8	1		4			2		1	6	35
	Accep.	8		5		6	1		4			2		2	6	34
	Days	215		193		186	10		366			55		114	180	1 319
FI	Prop.	5		2		6	1					2			3	19
	Accep.	4		1		5	1					2			3	16
	Days	144		31		120	10					55			90	450
FR	Prop.	18		7		8	1					1	2	1	7	45
	Accep.	16		7		6	1					1	2	1	7	41
	Days	502		218		156	10					46	55	29	210	1 226
HR	Prop.	1	2			2	1					1		2	2	11
	Accep.	3	2			2	1					1		1	2	12
	Days	29	29			75	10					25		57	60	285
HU	Prop.	2	6				1					1			4	14
	Accep.	2	6				1		1			1			4	15
	Days	58	143				10		30			25			120	386
IS	Prop.															
	Accep.						1					1			2	4
	Days						10					25			60	95

PROFILES

Member State		Advanced-Level Document Officer	Border Surveillance Officer	Debriefing Expert	Field Press Coordinator	First-Line Officer	Frontex Support Officer	Frontex Support Officer for Deployment and Logistics	Frontex Support Officer for FSC	Mobile Operational Unit Officer	Screening Expert	Second-Line Airport Officer	Second-Line Interview Expert	Stolen-Vehicle Detection Officer	Second-Line Airport Officer / Advanced-Level Document Officer	Total
IT	Prop.	8				1	1		13			2		3	7	35
	Accep.	8				1	1		13			2		3	7	35
	Days	402				57	10		382			55		199	210	1 315
LT	Prop.	2	4			2	1		3			2			4	18
	Accep.	2	4			2	1		3			2			4	18
	Days	114	57			62	10		92			25			120	480
LV	Prop.	5	12	1		4	1					1	2		4	30
	Accep.	5	12	1		4	1					1	2		4	30
	Days	144	484	57		124	10					25	57		120	1 021
LU	Prop.										2		1		2	5
	Accep.														2	2
	Days										384				60	444
MT	Prop.															
	Accep.															
	Days															
NL	Prop.	2	4	7		15	7		1			2	2	4	7	51
	Accep.	2	4	2		13	2		1			2	2	4	7	39
	Days	58	618	199		305	172		183			55	86	200	210	2 086
NO	Prop.	2		2		3	1		1		1	2			4	16
	Accep.	2		2		3	1		1		1	2			4	16
	Days	58		61		107	10				46	25			120	427
PL	Prop.	7	28	1		13	1		3			2	1	1	5	62
	Accep.	7	28	1		13	1		3			2	1	1	5	62
	Days	285	147	28		444	113		183			55	57	29	150	1 491
PT	Prop.		4	13		3	1					2		1	5	29
	Accep.		4	5		3	1					2		2	5	22
	Days		31	151		106	10					55		88	150	591
RO	Prop.	2	26	8		8	1		6			2	3	8	6	70
	Accep.	2	26	6		7	2		7			2	3	8	6	69
	Days	142	1 085	365		161	95		152			55	115	456	180	2 806
SE	Prop.			2		3	1		1			2	3		4	16
	Accep.			2		4	1		1			2	3		4	17
	Days			118		108	10					55	192		120	603
SI	Prop.	3	8	1		2	1					1		3	2	21
	Accep.	3	8	1		2	1					1		3	2	21
	Days	115	228	31		75	10					25		388	60	932
SK	Prop.					5	1					1			4	11
	Accep.					4	1					1			4	10
	Days					132	10					25			120	287
All MS Total	Prop.	85	120	76		99	33	2	38		6	43	20	39	110	671
	Accep.	83	120	50		92	28	2	50		2	42	20	40	112	641
	Days	5 231	4 696	2 429		2 715	858	0	1 937		476	1 015	794	3 887	3 090	27 248

Prop. – Number of officers proposed by the Member States

Accep. – Number of officers agreed between Frontex and the Member States to be deployed

Days – Duration of the deployment agreed between Frontex and the Member States

**Annex 5 (cont.)**

Annual Bilateral Talks 2014 – coverage of HR needs (overview)

	No of GOs requested by Frontex	No of GOs proposed by the MSs	No of GOs agreed by Frontex and the MSs	Share to Total in %
Advanced-Level Document Officer	82	85	83	13%
Border Surveillance Officers	104	120	120	19%
Debriefing Expert	31	76	50	8%
Field Press Coordinator	0	0	0	0%
First-Line Officer	103	99	92	14%
FSO*	0	33	28	4%
FSO* for Deployment and Logistics	41	2	2	0%
FSO* for Frontex Situation Centre	40	38	50	8%
Mobile Operational Unit Officer	0	0	0	0%
Screening Expert	3	6	2	0%
Second-Line Airport Officer	46	43	42	7%
Second-Line Interview Expert	21	20	20	3%
Stolen-Vehicle Detection Officer	47	39	40	6%
Second-Line Airport Officer or Advanced-Level Document Officer	124	110	112	17%
Total	642	671	641	100%

* Frontex Support Officer

Annex 6.

Annual Bilateral Talks 2014 – coverage of TE needs (overview)

Type of equipment	No of assets requested by Frontex	No of assets proposed by the MSs	No of assets agreed
Offshore Patrol Vessels	5	14	5
Coastal Patrol Vessels	7	11	7
Coastal Patrol Boats	23	26	23
Fixed Wing Aircraft	17	22	16
Helicopters	3	7	3
Thermo Vision Vehicles	15	16	16
Total	70	96	70



Annex 6 (cont.)

Annual Bilateral Talks 2014 – coverage of TE needs (breakdown)

Member State	Type of Asset								Total
	Offshore Patrol Vessels	Coastal Patrol Vessels	Coastal Patrol Boats	Fixed Wing Aircraft	Helicopters	Thermo Vision Vehicles	Patrol Cars	Dog Teams	
AT	Prop.					3		1	4
	Accep.					3		1	4
	Days					969		197	1 166
BE	Prop.							1	1
	Accep.							1	1
	Days							23	23
BG	Prop.						2	2	4
	Accep.						2	2	4
	Days						338	57	395
CH	Prop.						2	1	3
	Accep.						2	1	3
	Days						282	44	326
CY	Prop.								
	Accep.								
	Days								
CZ	Prop.					2	1	1	4
	Accep.					2	1	1	4
	Days					114	57	44	215
DE	Prop.				1		2		3
	Accep.				1				3
	Days				31		114		145
DK	Prop.						5		5
	Accep.								
	Days								
EE	Prop.			1					1
	Accep.			1					1
	Days			31					31
EL	Prop.	1	2	14	3				20
	Accep.	1	2	14	3				20
	Days	92	153	242	73				560
ES	Prop.	3	2		3			20	28
	Accep.	2	1		1			18	22
	Days	91	92		30			376	589
FI	Prop.			1	1			4	6
	Accep.			1	1			5	7
	Days			29	31			397	457
FR	Prop.	4			3				7
	Accep.				1				1
	Days				31				31
HR	Prop.						1	1	2
	Accep.						1	1	2
	Days						29	29	58
HU	Prop.					2	1		3
	Accep.					2	1		3
	Days					114	29		143

Member State	Type of Asset								Total	
	Offshore Patrol Vessels	Coastal Patrol Vessels	Coastal Patrol Boats	Fixed Wing Aircraft	Helicopters	Thermo Vision Vehicles	Patrol Cars	Dog Teams		
IS	Prop.	1			2				3	
	Accep.	1			2				3	
	Days	61			92				153	
IT	Prop.	4	7	6	3	4			24	
	Accep.		4	4	2	2			12	
	Days		968	368	61	334			1 731	
LT	Prop.					1	1	1	3	
	Accep.						1		1	
	Days						57		57	
LV	Prop.			1		1	3		6	
	Accep.			1			3	1	6	
	Days			153			427	57	309	946
LU	Prop.									
	Accep.									
	Days									
MT	Prop.			1	1				2	
	Accep.			1	1				2	
	Days			61	31				92	
NL	Prop.			1	1		2	2	6	
	Accep.			1	1		2	2	6	
	Days			62	30		618	46	756	
NO	Prop.						2	2	4	
	Accep.							2	2	
	Days							44	44	
PL	Prop.					2			2	
	Accep.					2			2	
	Days					147			147	
PT	Prop.	1		2	2	1	2	2	10	
	Accep.	1		1	2	1		2	7	
	Days	31		92	71	31		44	269	
RO	Prop.					3	3	3	9	
	Accep.					3	8	3	14	
	Days					433	652	255	1 340	
SE	Prop.				1		3	3	7	
	Accep.				1			3	4	
	Days				30			73	103	
SI	Prop.						1	1	2	
	Accep.						4	1	5	
	Days						228	29	257	
SK	Prop.				1		3	3	7	
	Accep.				1			3	4	
	Days				32			73	105	
Total	Prop.	14	11	26	22	7	16	32	48	176
	Accep.	5	7	23	17	3	16	25	47	143
	Days	275	1 060	765	470	365	2 235	2 461	2 040	9 671

Prop. – Number of assets proposed by the Member States

Accep. – Number of assets agreed between Frontex and the Member States to be deployed

Days – Duration of the deployment agreed between Frontex and the Member States

**Annex 7.**

Overall Minimum Number of Technical Equipment 2015

Type of equipment	Jan	Feb	Mar	Apr	May	Jun	Jul	Aug	Sep	Oct	Nov	Dec	Total
Open Sea Patrol Vessels						2	3	3	2	1			11
Coastal Patrol Vessels				4	6	6	7	7	7				37
Coastal Patrol Boats					9	13	13	13	9				57
Fixed Wing Aircraft				1	2	4	5	5	4	1			22
Helicopters				1	1	2	2	2	2				10
Thermo Vision Vehicles	4	4	4	4	10	10	9	10	8	8	6	4	81
Patrol Cars	3	3	4	5	23	23	15	15	23	23	6	3	146
Mobile Laboratories					1	1	1			1			4
Heart-Beat Detectors			1	1				1	1	1	1		6
Dog Teams	2	2	2	3	9	9	7	27	29	9	4	2	105





European Agency for the Management
of Operational Cooperation
at the External Borders of the Member
States of the European Union

Plac Europejski 6
00-844 Warsaw, Poland

T +48 22 205 95 00
F +48 22 205 95 01

frontex@frontex.europa.eu
www.frontex.europa.eu



Reference number:
5160/2015

Warsaw, April 2015

